

Advising Services for Online Students

Last Modified on 12/01/2022 11:19 am CST

Online Advisors

Your success at Lone Star College is important to us. LSC-Online advisors are available to assist students with advising services related to courses offered in an online format. Some of these services include general advising, registration, the add/drop/withdrawal process, and degree planning.

LSC-Online Advisors are able to assist students with selecting and enrolling in online classes. We will walk you through the Advising Process by reviewing your TSI Placement Test scores and/or college transcripts to determine what classes you are able to take. Once the prerequisites are reviewed, we can enroll you if you are unable to enroll on your own.

- [More Advising Resources \(http://www.lonestar.edu/advising.htm\)](http://www.lonestar.edu/advising.htm)



Online Readiness Tool

The SmarterMeasure Learning Readiness Indicator is an assessment tool that identifies a potential or current Lone Star College student's level of readiness for studying in an online course environment. Use the tool to measure your technical skills and get feedback on your learning style. This may also be a useful assessment for those who are taking courses that are now unexpectedly online. Use the login information below to take the free assessment.

- [Log In to the Free Assessment \(https://lonestar.smartermeasure.com/\)](https://lonestar.smartermeasure.com/)

Username: lscstudent

Password: lonestar

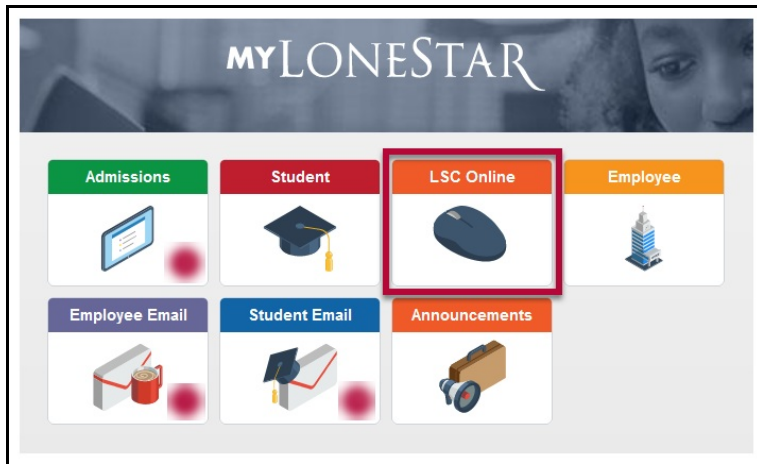
Student Orientation for Online Courses

Current students can only access their online courses after completing the **Student Orientation for Online Courses**. This orientation has been developed to help students learn about D2L course functions such as uploading assignments, taking quizzes, sharing discussions, and more.

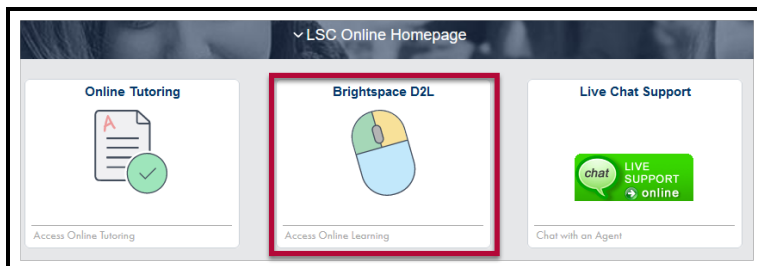
NOTE: If you are taking courses through the **LSC-Online** campus, or if you are taking a **fully online** course from any LSC campus, you will be **required** to complete this orientation in order to access D2L. Please note that the **Online Student Orientation** is separate from the **New Student Orientation** that is accessed through the **[Admissions]** tile from the myLonestar homepage.

To access the **Student Orientation for Online Courses**:

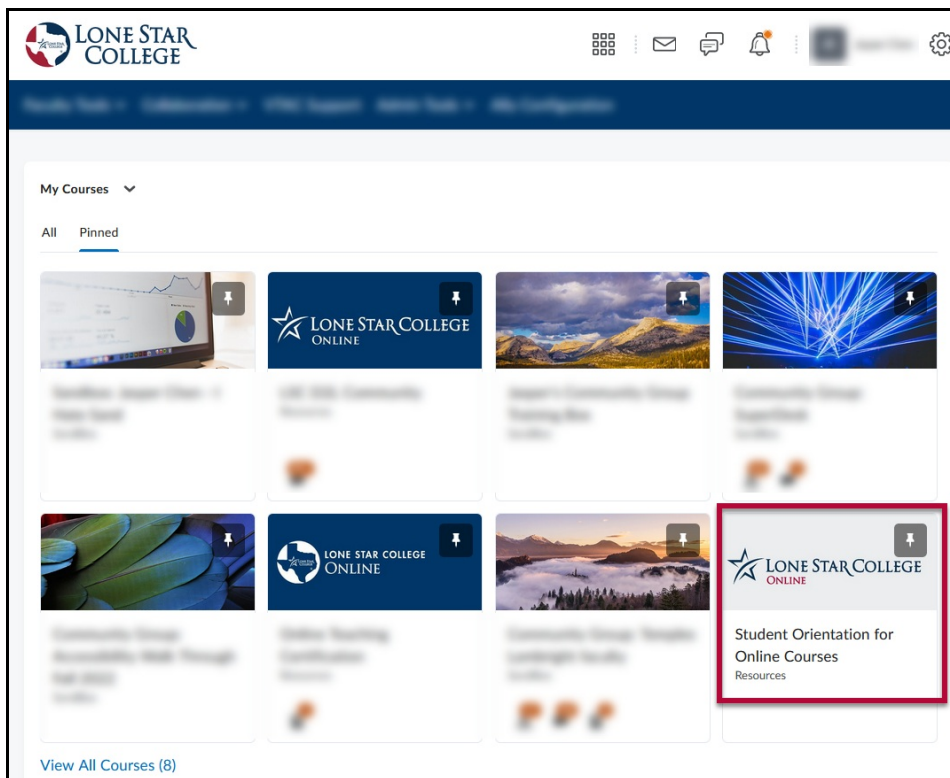
1. Login to [myLoneStar \(https://my.lonestar.edu/\)](https://my.lonestar.edu/) and click on the **[LSC Online]** tile.



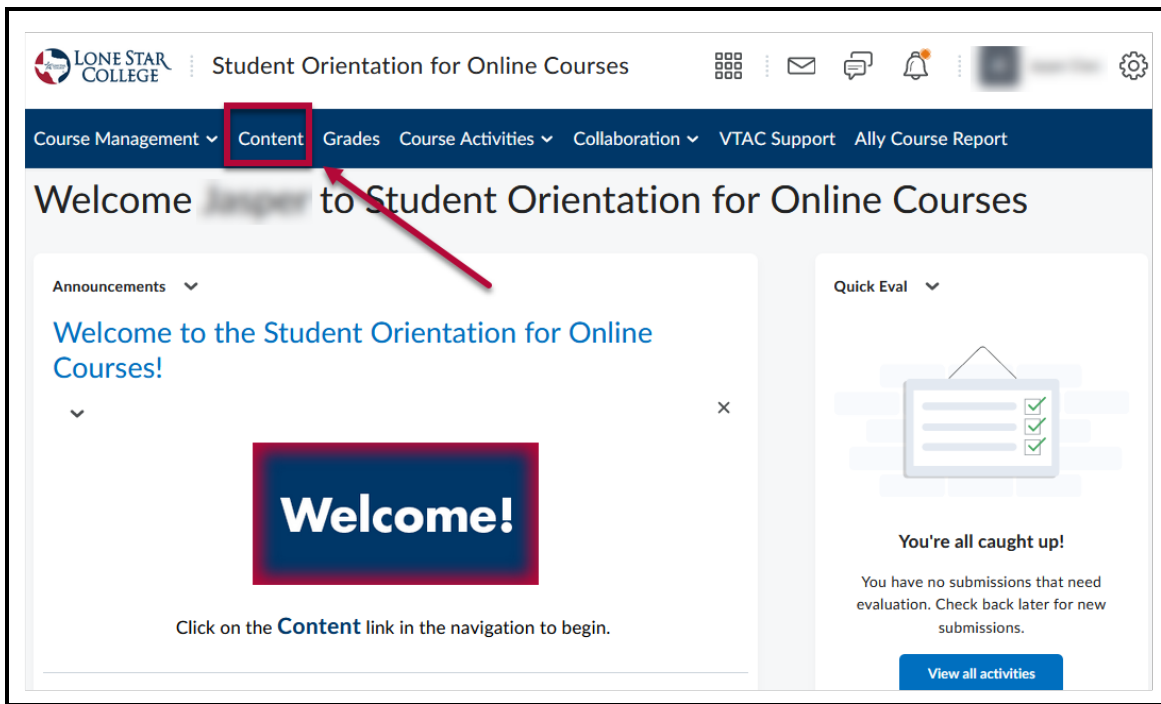
2. Click on the **[Brightspace D2L]** tile. The **D2L Homepage** will open in a new tab.



3. You will be on your **D2L Homepage**. On your course list, click on the **[Student Orientation for Online Courses]** tile.



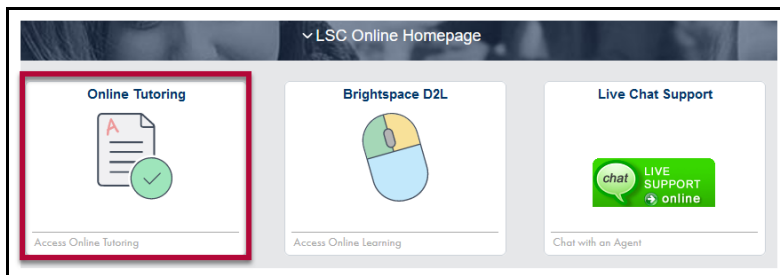
4. On the course homepage, click on **[Content]** and follow the on-screen instructions to begin the Online Student Orientation process.



Online Tutoring Support

Students who are enrolled in only online courses at Lone Star College have access to online tutoring from the myLoneStar portal.

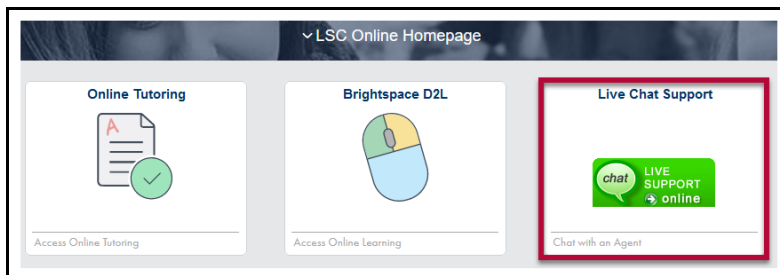
1. Login to [myLoneStar \(https://my.lonestar.edu/\)](https://my.lonestar.edu/) and click on the **[LSC-Online]** tile.
2. Click on the **[Online Tutoring]** tile.



Live Chat and Scheduling Assistance

All students who are enrolled in only online classes or are enrolled in an online EDUC 1300 course have access to live chat with an online advisor.

1. Login to [myLoneStar \(https://my.lonestar.edu/\)](https://my.lonestar.edu/) and click on the **[LSC-Online]** tile.
2. Click on the **[Live Chat Support]** tile.



If you are not a fully online student see [LSC Advising \(http://www.lonestar.edu/advising\)](http://www.lonestar.edu/advising) and look for your campus' contact information.

