

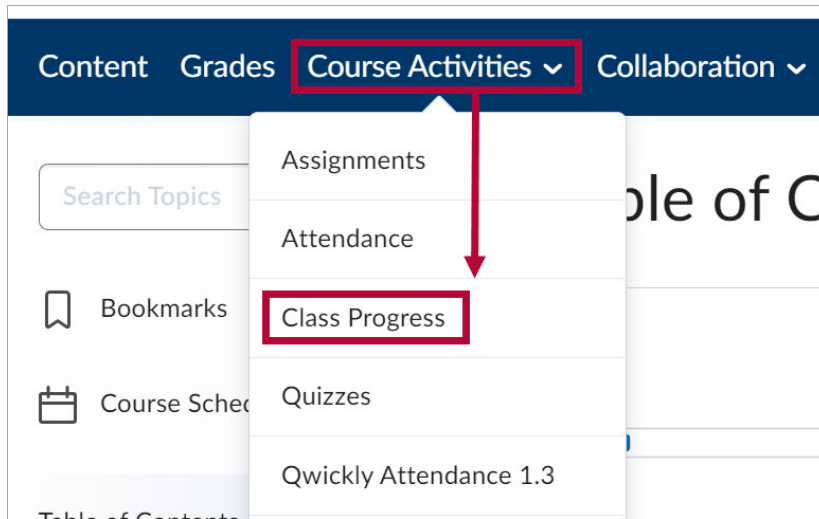
# View Assignment Feedback

Last Modified on 04/23/2026 2:49 pm CDT

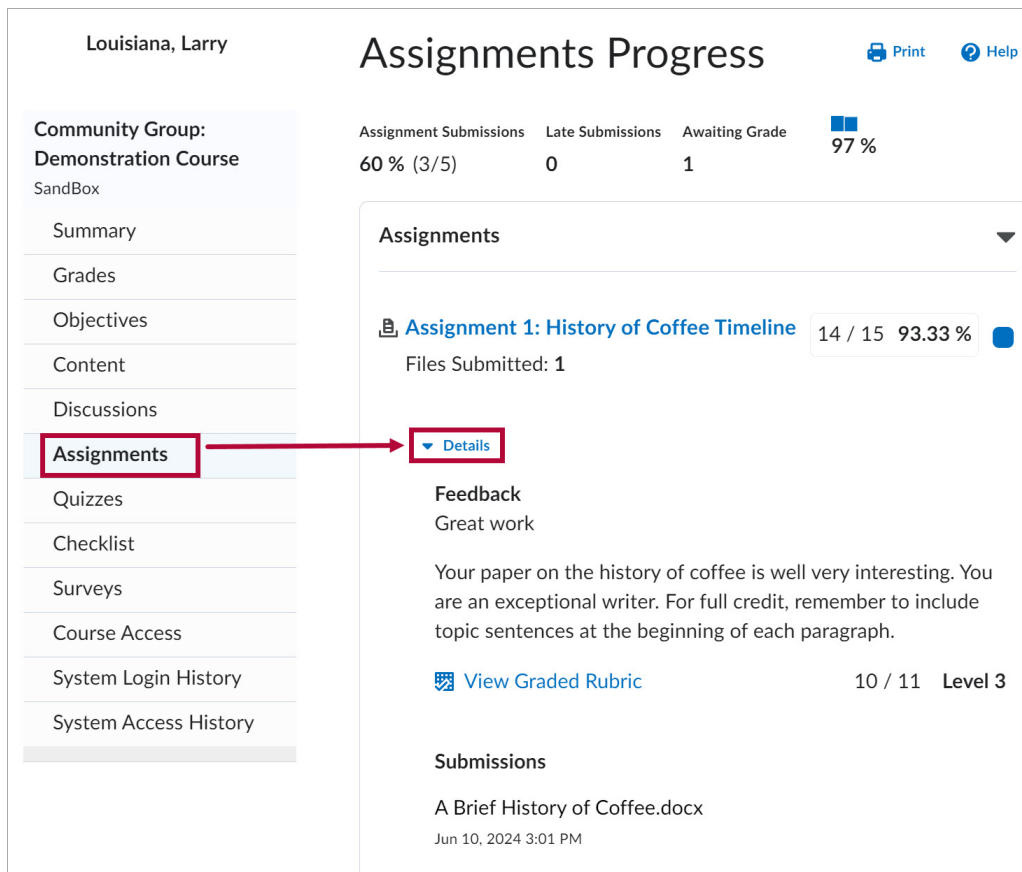
Assignment feedback can be viewed through **Class Progress**, **Grades**, and within the **Assignments** list.

## View Assignment Feedback from Class Progress

1. Select [**Course Activities**] on the course **Navbar** and select [**Class Progress**].

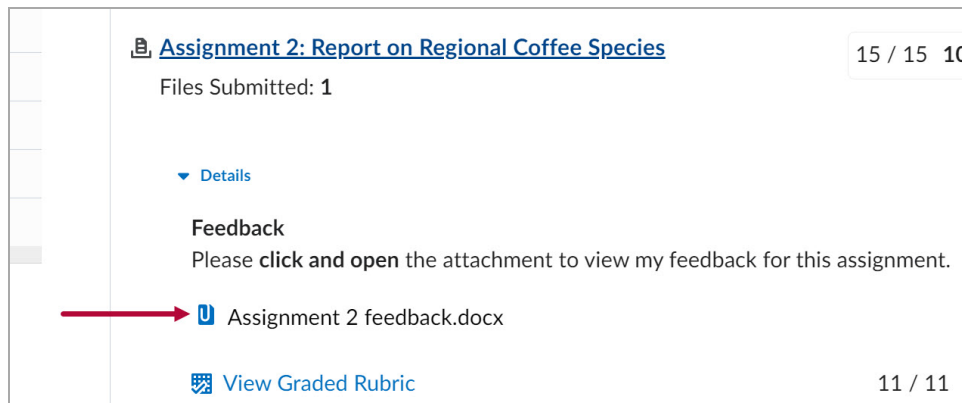


2. Select [**Assignments**] from the left panel and select [**Details**] under the assignment. Feedback will appear under the **Feedback** header.

A screenshot of the 'Assignments Progress' page. The page title is 'Assignments Progress' and the user is 'Louisiana, Larry'. The page shows a summary of assignment submissions: 60% (3/5) submitted, 0 late submissions, and 1 awaiting grade, resulting in a 97% overall progress. The 'Assignments' list shows 'Assignment 1: History of Coffee Timeline' with 14/15 files submitted and a score of 93.33%. The 'Details' view for this assignment is expanded, showing a 'Feedback' section with the text: 'Great work. Your paper on the history of coffee is well very interesting. You are an exceptional writer. For full credit, remember to include topic sentences at the beginning of each paragraph.' There is also a 'View Graded Rubric' link and a 'Submissions' section showing a submission titled 'A Brief History of Coffee.docx' from June 10, 2024, at 3:01 PM. A red arrow points from the 'Assignments' menu item in the left sidebar to the 'Details' link in the assignment list.

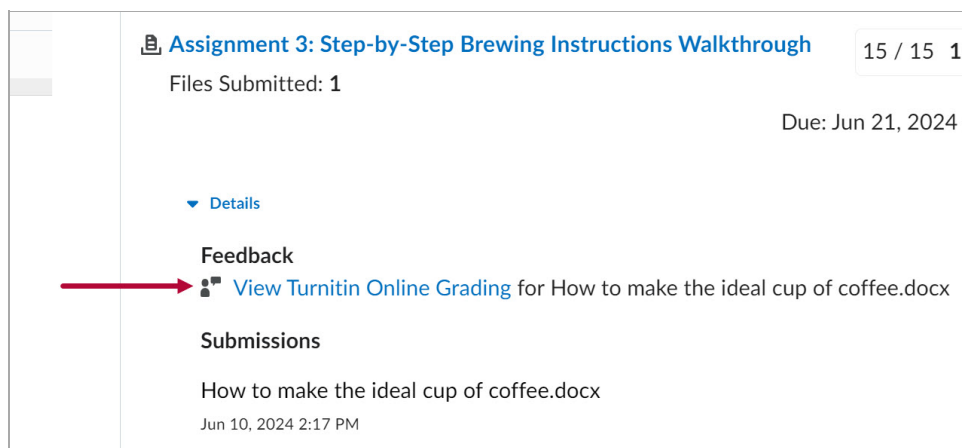
3. Depending on how your professor provided feedback, you may need to select an additional link to view it:

A. If your professor attached a file, select the file to download it.



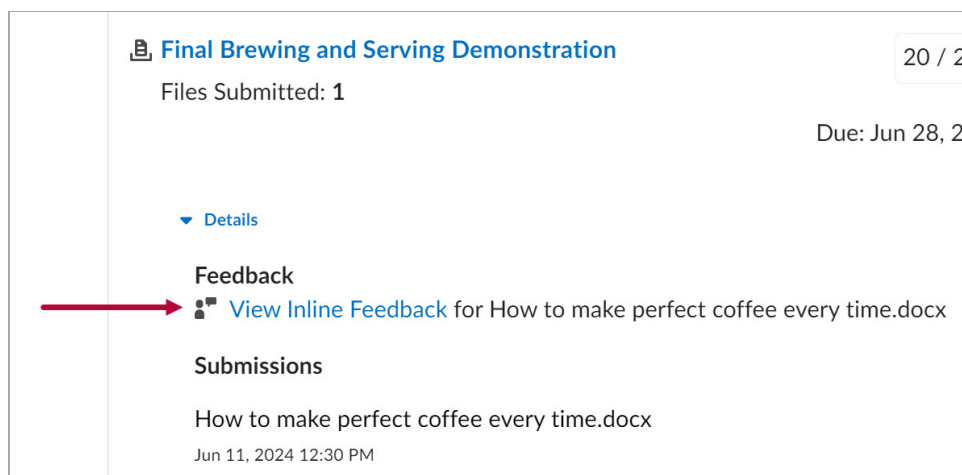
The screenshot shows an assignment page for "Assignment 2: Report on Regional Coffee Species" with a progress indicator of 15 / 15 and a score of 10. It indicates "Files Submitted: 1". Under the "Details" section, there is a "Feedback" section with the text "Please click and open the attachment to view my feedback for this assignment." A red arrow points to a file attachment icon next to the text "Assignment 2 feedback.docx". At the bottom, there is a "View Graded Rubric" link and a progress indicator of 11 / 11.

B. If your professor provided feedback in Turnitin, select **[View Turnitin Online Grading]**.



The screenshot shows an assignment page for "Assignment 3: Step-by-Step Brewing Instructions Walkthrough" with a progress indicator of 15 / 15 and a score of 10. It indicates "Files Submitted: 1" and a due date of "Due: Jun 21, 2024". Under the "Details" section, there is a "Feedback" section with a red arrow pointing to a link that says "View Turnitin Online Grading for How to make the ideal cup of coffee.docx". Below this is a "Submissions" section showing the submission "How to make the ideal cup of coffee.docx" with a timestamp of "Jun 10, 2024 2:17 PM".

C. If your professor annotated your paper, select **[View Inline Feedback]**.



The screenshot shows an assignment page for "Final Brewing and Serving Demonstration" with a progress indicator of 20 / 20 and a due date of "Due: Jun 28, 2024". It indicates "Files Submitted: 1". Under the "Details" section, there is a "Feedback" section with a red arrow pointing to a link that says "View Inline Feedback for How to make perfect coffee every time.docx". Below this is a "Submissions" section showing the submission "How to make perfect coffee every time.docx" with a timestamp of "Jun 11, 2024 12:30 PM".

## View Assignment Feedback from Grades

1. Select **[Grades]** on the course **Navbar**.

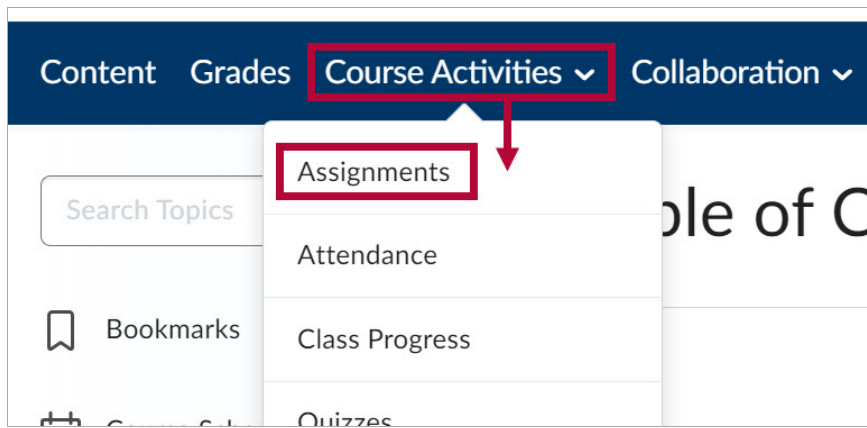
2. Feedback will appear in the **Comments and Assessments** column. Feedback will appear differently depending on how your professor chooses to provide it:
  - A. Feedback may appear as a comment under **Overall Feedback**.
  - B. If feedback was provided as an attachment, select the attached document under **Attached Files**.
  - C. If feedback was provided in Turnitin, select **[View Turnitin Online Grading]**.
  - D. If annotations were added your paper, select **[View Inline Feedback]**.

Item	Points	Weight Achieved	Grade	Comments and Assessments
Assignment 1: History of Coffee Timeline	14 / 15	14 / 15	93.33 %	<p>Overall Feedback</p> <p>Great work</p> <p><b>A</b> Your paper on the history of coffee is well very interesting. You are an exceptional writer. For full credit, remember to include topic sentences at the beginning of each paragraph.</p> <p>Attached Files</p> <p><a href="#">View Graded Rubric</a></p>
Assignment 2: Report on Ideal Coffee Species	15 / 15	15 / 15	100 %	<p>Overall Feedback</p> <p>Please <b>click and open</b> the attachment to view my feedback for this assignment.</p> <p>Attached Files</p> <p><b>B</b> <a href="#">Assignment 2 feedback.docx</a> (13.04 KB)</p> <p><a href="#">View Graded Rubric</a></p>
Assignment 3: Step-by-Step Brewing Instructions	13 / 15	13 / 15	86.67 %	<p><b>C</b> <a href="#">View Turnitin Online Grading</a> for How to make the ideal cup of coffee.docx</p>
Project: Brewing and Tasting Demonstration	20 / 20	20 / 20	100 %	<p><b>D</b> <a href="#">View Inline Feedback</a> for How to make perfect coffee every time.docx</p>

## View Assignment Feedback from Assignments

[▶ Show Video Walkthrough](#)

1. Select **[Course Activities]** on the course **Navbar** and select **[Assignments]**.



2. Select **[Unread]** (or **Read**) from the **Evaluation Status** column for the assignment.

Folder	Completion Status	Score	Evaluation Status
No Category			
<a href="#">Assignment 1: History of Coffee Timeline</a>	1 Submission, 1 File	14 / 15 - 93.33 %	Feedback: Unread

3. The area where your feedback appears on the following page depends on how your professor chooses to provide it:
  - A. Feedback may appear as a comment under **Overall Feedback**.

## Feedback for Assignment 1: History

Assignment Feedback

**Overall Feedback**

Great work

Your paper on the history of coffee is well very interesting. You are an exceptional writer. For full credit, remember to include topic sentences at the beginning of each paragraph.

- B. If feedback was provided as an attachment, select the attached document under **Attached Files**.


Score

● 15 / 15 - 100 %

Feedback Date

Jun 10, 2024 2:53 PM


Attached Files



 [Assignment 2 feedback.docx](#) (13.04 KB)

[Download All Files](#)

- C. If feedback was provided in Turnitin, select **[View Turnitin Online Grading]** under **Inline Feedback**.


Folder



Assignment 3: Step-by-Step Brewing Instructions Walkthrough 

Submission ID	Submission(s)	Inline Feedback	Date Submitted ▼
15811158	 <a href="#">How to make the ideal cup of coffee.docx</a> (28.46 KB)	 <a href="#">View Turnitin Online Grading</a>	Jun 10, 2024 2:17 PM

- D. If annotations were added to your paper, select **[View Inline Feedback]** under **Inline Feedback**.

Folder

Final Brewing and Serving Demonstration 

Submission ID	Submission(s)	Inline Feedback	Date Submitted ▼
15814767	 <a href="#">How to make perfect coffee every time.docx</a> (24.66 KB)	 <a href="#">View Inline Feedback</a>	Jun 11, 2024 12:30 PM

**NOTE:** Upon selecting **View Inline Feedback**, your paper will display in a separate tab. Scroll through your paper to review any annotations left by your professor.

The screenshot displays a Turnitin assignment review interface. At the top, a dark navigation bar contains icons for settings, a hand, a magnifying glass, a plus sign, and a square. Below this, the student's information is listed: "John Doe", "ENGL 1301", and "June 11, 2024". The assignment title is "How to Make Perfect Coffee". A blue checkmark icon is positioned above the score "1". A blue feedback note box contains the text: "Note: I like your attention to detail. Great work!". The student's submission text is visible, starting with "Great Introduction!" in red, followed by "For many, the aroma of freshly brewed coffee is the...". The text continues: "journey from raw bean to that invigorating cup is more intricate than simply pressing a button. Mastering the art of coffee brewing allows for complete control over flavor, strength, and ultimately, the perfect cup tailored to your preferences. This essay delves into the process of making coffee from scratch, exploring the essential steps and considerations for a truly artisanal experience."

See also [Viewing Feedback in a Turnitin Assignment \(https://vlac.lonestar.edu/help/view-scores-feedback-in-turnitin\)](https://vlac.lonestar.edu/help/view-scores-feedback-in-turnitin).

---