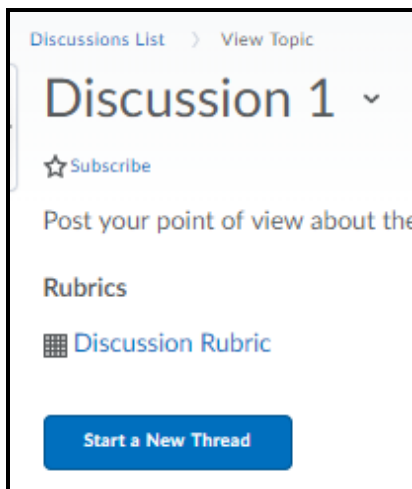


Unable to See Start a New Thread Button

Last Modified on 06/04/2019 1:22 pm CDT

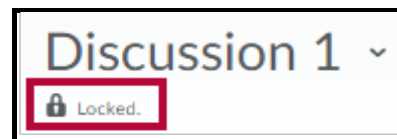
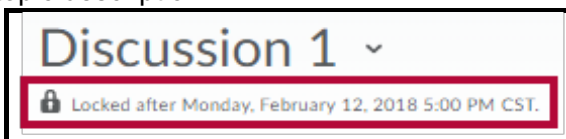
If a discussion topic is available and unlocked, you should see a button labeled "Start a New Thread."

If you can access a discussion but can't start a new thread in it, the discussion's permissions are set so that the discussion is available for viewing but is locked and not available for posting.



Troubleshooting

1. To confirm, go to the discussion.
2. Look for notice of locking. If it is locked you will see one of the following notices below the topic description.



3. If you believe the topic should be open, contact your instructor.

Contact the Instructor

- Email within the course.
 - See [Using Classlist \(http://vlac.lonestar.edu/help/a350\)](http://vlac.lonestar.edu/help/a350) .
- Use our [Contact Directory \(https://my.lonestar.edu/psc/porguest/EMPLOYEE/EMPL/c/LSC_CONTACTDIR.LSC_CONTACTDIR.GBL\)](https://my.lonestar.edu/psc/porguest/EMPLOYEE/EMPL/c/LSC_CONTACTDIR.LSC_CONTACTDIR.GBL) to locate your instructors contact information.