

New to Online Learning

Last Modified on 09/14/2020 1:55 pm CDT

D2L Student Orientation for Online Courses


All online course activities like taking a quiz, turning in an assignment, and online discussions are done through Desire2Learn (D2L), LSC's Learning Management System.

Students enrolled in online and hybrid courses are required to complete a D2L Student Orientation for Online Courses before they have access to their courses in the D2L Learning Management System.

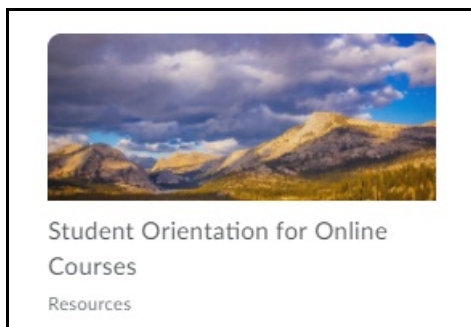
You will find the orientation listed in your D2L course list.

To access the D2L Student Orientation for Online Courses:

- [Login to myLoneStar \(https://my.lonestar.edu/\)](https://my.lonestar.edu/)
- Click on the **LSC-Online** tile.



- Click the tile entitled **Student Orientation for Online Courses** (the image may vary) in the My Courses area.



You may also click the Select a Course icon in the Minibar and select the Online Student Orientation.



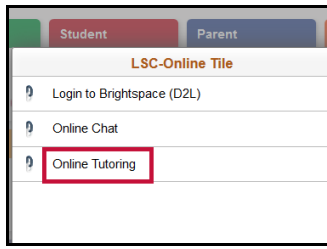
Have more questions? See also [Student Orientation for Online Courses. \(https://vlac.lonestar.edu/help/a276\)](https://vlac.lonestar.edu/help/a276)

Online Tutoring

Students at Lone Star College can access unlimited tutoring through TutorMatch and up to 90 minutes per semester of online live tutoring through Brainfuse from the myLoneStar portal. Online tutoring is available 24/7 with access to practice quizzes, flashcards, an online writing center, and more.

You can access tutoring tools through the LSC-Online tile:

1. [Login to myLoneStar \(https://my.lonestar.edu/\)](https://my.lonestar.edu/)
2. Click on **LSC-Online tile**
3. Click Online Tutoring



See also [Brainfuse Online Tutoring \(https://vlac.lonestar.edu/help/a366\)](https://vlac.lonestar.edu/help/a366).
