


Brainfuse Mobile App

Last Modified on 03/09/2021 9:15 am CST

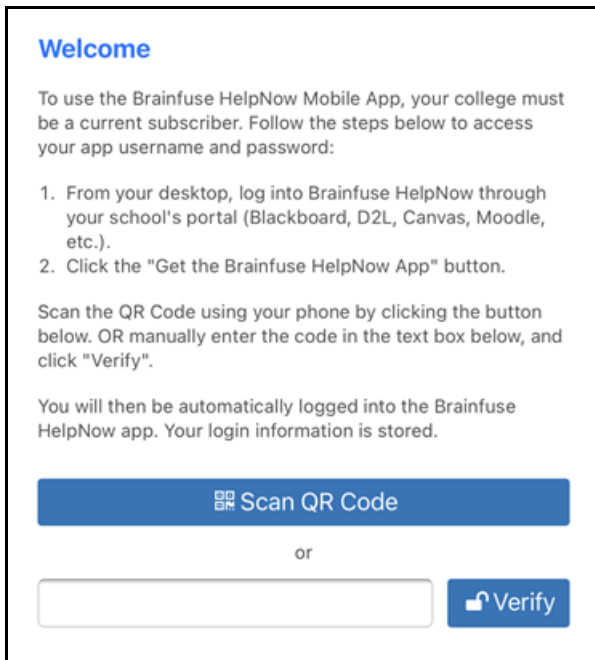
Brainfuse offers a mobile app to make it easier for students to access their tutoring services.

Set Up the Brainfuse Mobile App

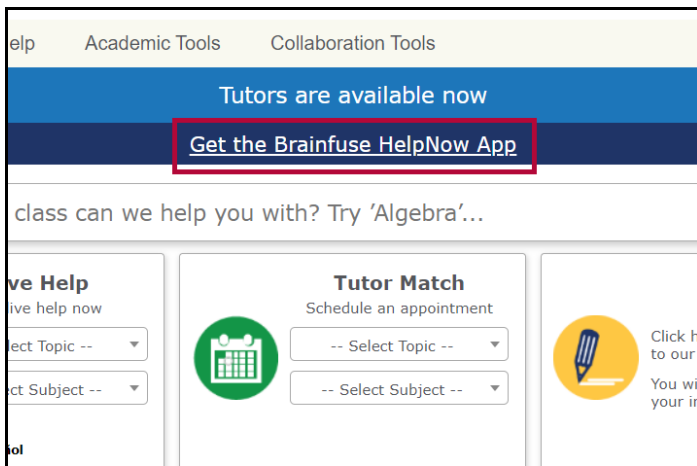
1. Download the app for your iOS or Android device.
2. When you open the app, click the **College Students Click Here** button.



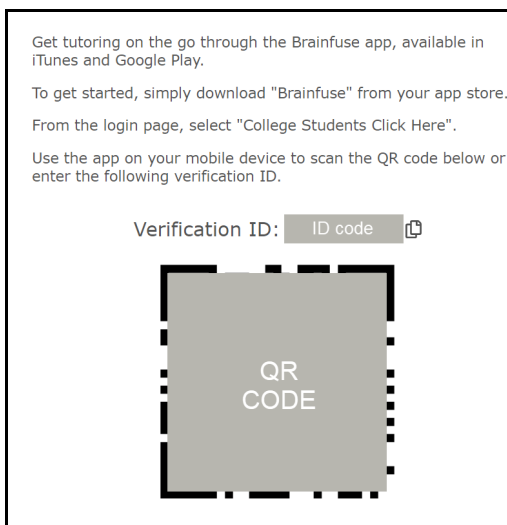
3. This will open up a screen that asks you to scan a QR code or enter a verification code.



4. Now, log in to your D2L course and click the link to Brainfuse from within your course. Once Brainfuse is open, click on the **Get the Brainfuse HelpNow App**.



5. You will be taken to a page that has a QR Code on it as well as a Verification ID. Either scan the QR code or enter the Verification ID in the app.



6. Once the verification has been done, you should see the following screen.

